

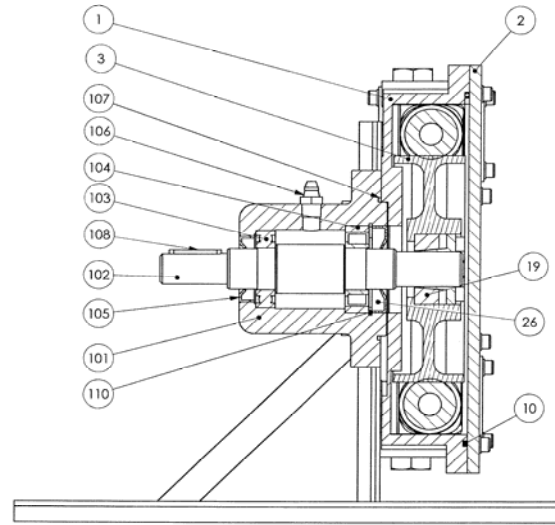
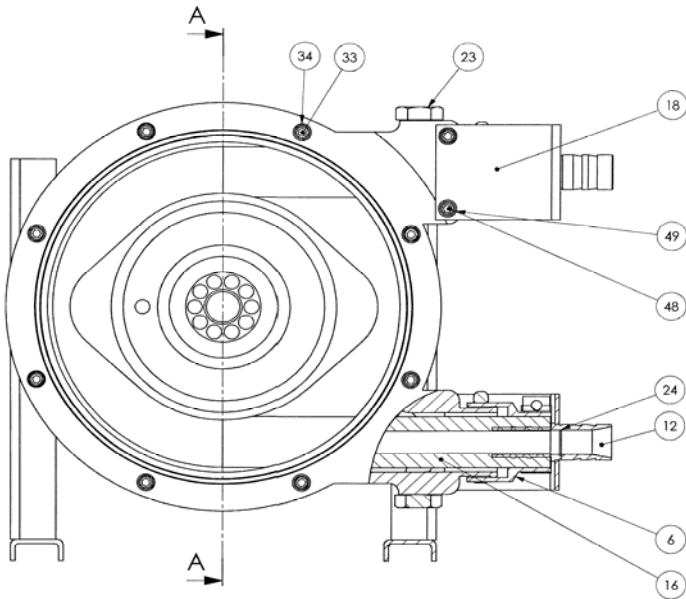
MOUVEX
MODEL :

PARTS LIST
AS20

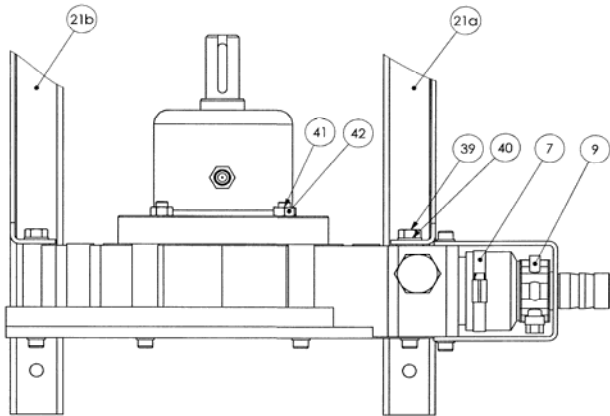
P.L. : 1101-C02

(See Instructions 1101-C00 for Installation, Operation and Maintenance)

Section	1101
Effective	June 2011
Replaces	December 2008



A-A



Reference			Description	Variants	Quantity		Article code	Wear parts
Ass.	Part	Available			Order	In Pump	AS20	
	2	▲	Cover		1		220207	
	3	▲	Wheel		1		217288	
	10	▲	Cover seal		1		220199	•
	12	▲	Insert	Stainless steel	1	2	217304	
	12	▲	Insert	PPH	1	2	217305	
	12	▲	Insert	PVDF	1	2	217306	
	1100	▲	Lubricant - Glycerin	1 liter	1		314220.00	•
	1100	▲	Lubricant - Glycerin	2 liters	1		314221.00	•
	16	▲	Hose	NR	1		218941	•
	16	▲	Hose	NBR	1		218942	•
	16	▲	Hose	EPDM	1		218943	•
	18	▲	Bracket		1	2	217132	
	19	▲	Expansable taper lock		1		217778	
	26	▲	Shaft seal		1		220227	

Reference			Description	Variants	Quantity		Article code	Wear parts
Ass.	Part	Available			Order	In Pump	AS20	
117		◆	Bearing box		1		312823.00	
	101		Bearing box			(1)		
	102		Pump Shaft			(1)		
	103		Bearing			(1)		
	104		Bearing			(1)		
	105		Seal			(1)		
	106		Grease nipple			(1)		
	107		Seal			(1)		
	108		Key			(1)		
	110		Circlip			(1)		
118		◆	Boot + Hose clamp		1		312818.00	
	6		Nipple			(2)		
	7		Hose clamp			(2)		
	9		Hose clamp			(2)		
130		◆	Puncture detection kit		1		312146.00	
	71		Fitting			(1)		
	72		Tee			(1)		
	73		Elbow			(2)		
	76		Fitting			(1)		
	77		Connector			(1)		
	78		Capacitive detector			(1)		
130		◆	Puncture detection kit ATEX		1		314462.00	
	71		Fitting			(1)		
	72		Tee			(1)		
	73		Elbow			(2)		
	76		Fitting			(1)		
	77		Connector			(1)		
	78		Capacitive detector			(1)		
	84		Amplifier			(1)		

(◆) To order the required spare parts, indicate the appropriate CUM numbers.

Keep this parts lists with Installation, Operation and Maintenance Instructions.

CVT : FEP encapsulated FKM



Z.I. la Plaine des Isles - 2 rue des Caillottes F-89000 AUXERRE - FRANCE

Tel : +33 (0)3 86 49 86 30 • Fax : +33 (0)3 86 49 87 17

contact@mouvex.com • www.mouvex.com