


HTM SS Metallic mag drive centrifugal pumps

HTM SS Pompe centrifughe a trascinamento magnetico in metallo



FEATURES

Mag drive centrifugal pumps series HTM SS are made of AISI 316 or, on request, of other metallic materials (such as HASTELLOY or TITANIUM) and are suitable for high corrosive liquids. Thanks to the innovative mag drive system, pumps model HTM SS reduce the risks of losses and the maintenance costs. The transmission of the motion occurs through magnetic joints without using mechanical seals. This guarantees the maximum safety and efficiency. The pumped liquid has to be clean and without solids in suspension.

Pumps series HTM SS 316 are also available in ATEX version for zone 1 and 2 (pump model **EM-C**).

- **Materials available:** AISI 316, Hastelloy, Titanium
- **Materials in contact with the liquid:**
casing and impeller: stainless steel AISI 316;
o-ring: EPDM/VITON;
bushing: PTFEC/GRAFITE;
shaft: Hastelloy C276;
- **Max flow:** 28 m³/h; **max head:** 24 mlc;
- **Max temperature:** 160 °C;
- **Max viscosity:** 200 cSt;
- **Pressure rating:** NP 10 at 20°C.

STANDARD

- Threaded in and out connections.

OPTIONAL

- Pump available in other materials (HC 276; Titanium);
- Atex version (pumps mod. EM-C);
- Explosion proof motor;
- Flanges available;
- Dry- running protection;
- Baseplate;
- Overload switch.

CARATTERISTICHE

Le pompe centrifughe in metallo a trascinamento magnetico serie HTM SS sono realizzate in AISI 316 o, a richiesta, in altri materiali metallici (HASTELLOY o TITANIO) e sono adatte al pompaggio di liquidi altamente corrosivi. Grazie all'innovativo sistema a trascinamento magnetico le pompe HTM SS riducono al minimo i rischi di perdite e i costi di manutenzione.

La trasmissione del moto avviene infatti tramite giunti magnetici senza l'utilizzo di tenute meccaniche e questa caratteristica garantisce una maggiore sicurezza ed efficienza. Il liquido pompato deve necessariamente essere pulito, senza solidi in sospensione.

Le pompe della serie HTM SS 316 sono disponibili anche in versione ATEX per zona 1 e zona 2 (pompa modello **EM-C**)

- **Materiali disponibili:** AISI 316, Hastelloy, Titanio;
- **Materiali a contatto con il liquido:**
corpo e girante: acciaio inox AISI 316;
o-ring: EPDM/VITON;
boccole: PTFEC/GRAFITE;
albero: Hastelloy C276;
- **Portata fino a** 28 m³/h; **Prevalenza fino a** 24 mcl;
- **Temperatura max di esercizio:** 160°C
- **Viscosità massima:** 200 cSt;
- **Pressione nominale massima:** PN 10 a 20°C;

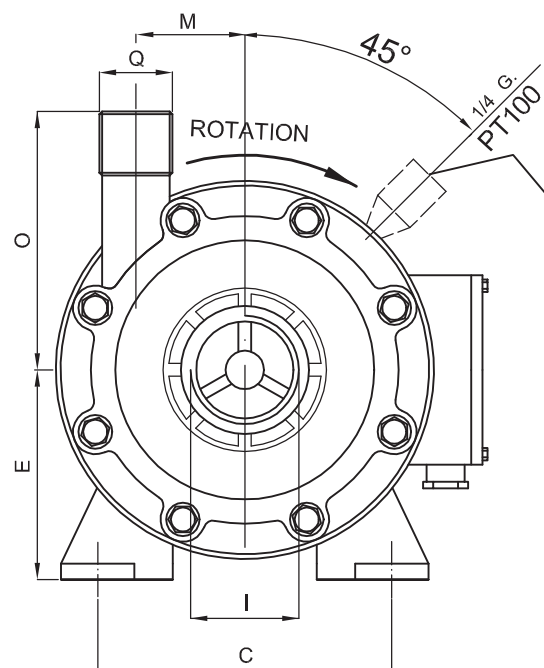
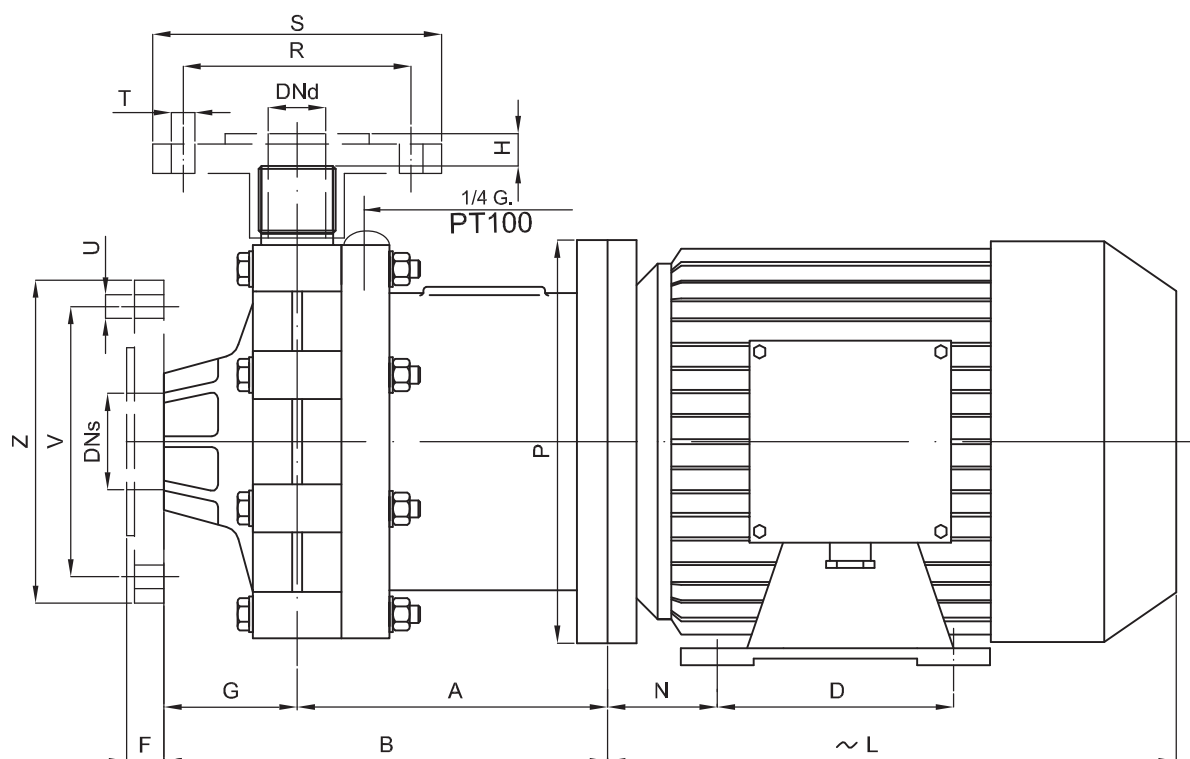
STANDARD

- Attacchi aspirazione e mandata filettati gas.

OPTIONAL

- A richiesta la pompa può essere realizzata in altri materiali (HC 276; Titanio);
- Versione Atex (pompe mod. EM-C);
- Motore antideflagrante;
- Connessioni flangiate;
- Protezione contro la marcia a secco;
- Basamento;
- Protezione sovraccarico

HTM 6-10 SS316 • EM-C 6-10 SS316 (ATEX VERSION) DIMENSIONS - DIMENSIONI D'INGOMBRO



NOTE: DIRECTION OF ROTATION IS COUNTER CLOCKWISE AS SEEN WHEN FACING THE MOTOR.

PUMPS AVAILABLE THREADED OR FLANGED.

NOTA: ROTAZIONE ANTIORARIA VISTA DAL MOTORE.

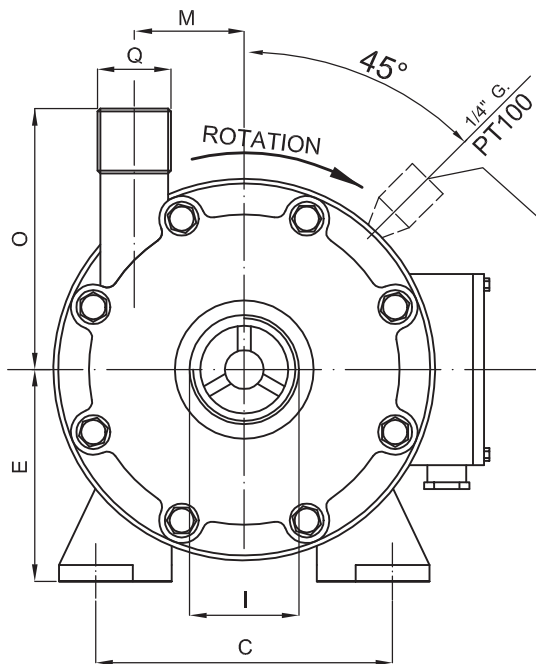
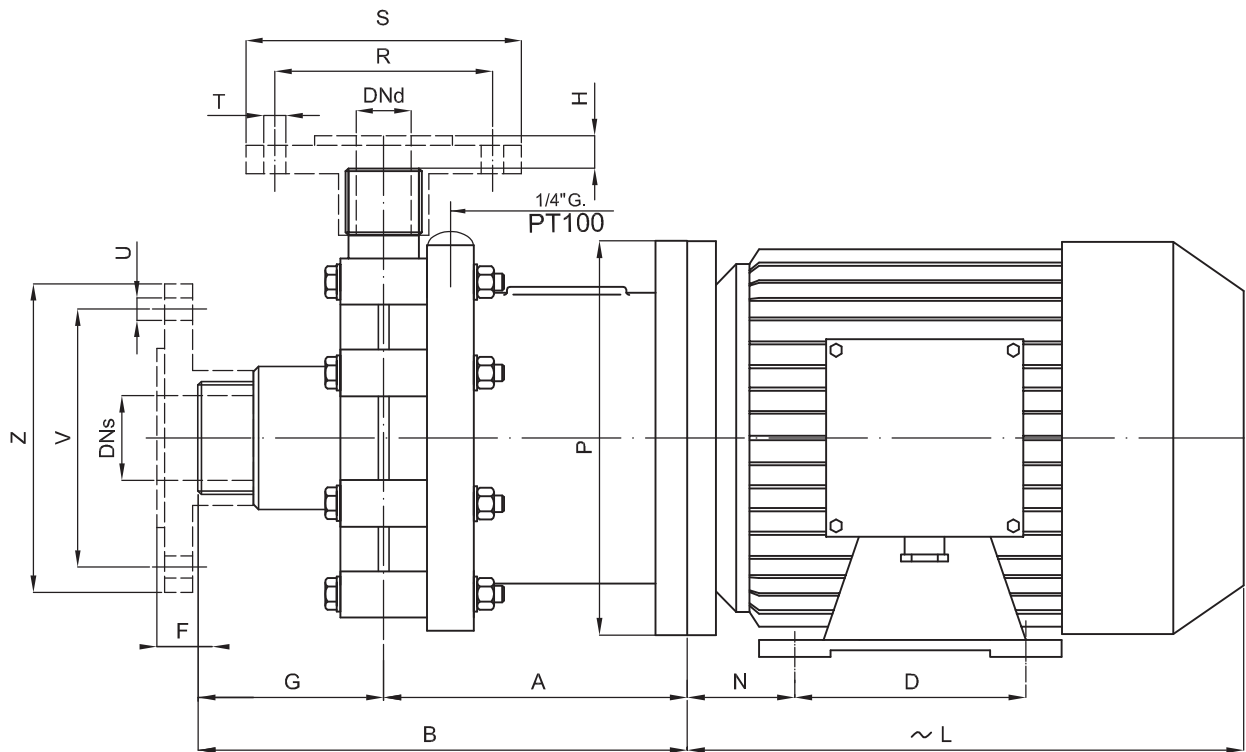
POMPE DISPONIBILI CON ATTACCHI FILETTATI O FLANGIATI.

**PT 100 NOZZLE ONLY FOR ATEX PUMPS
PT 100 SOLO PER POMPE ATEX**

PUMP TYPE	FLANGES DIMENSIONS - mm -							
	R	S	T	U	V	Z	DN _s	DN _d
HTM 6 SS316	75	105	14	14	85	115	25	20
HTM 10 SS316	85	115	14	18	110	150	40	25

PUMP TYPE	MOTOR FLANGE B3 - B5	POT. kW	DIMENSIONS - mm -														
			A	B	C	D	E	F	G	H	I	~L	M	N	O	P	Q
HTM 6 SS316	G 71 B	0,55	137	194	112	90	71	24	57	4	1" FEMALE	215	46	45	89	160	3/4" MALE
HTM 10 SS316	G 80 B	1,1	143	212	125	100	80	20	69	7	1 1/2" MALE	232	44	50	98	200	1" MALE

HTM 15-31 SS316 • EM-C 15-31 SS316 (ATEX VERSION) DIMENSIONS - DIMENSIONI D'INGOMBRO



NOTE: DIRECTION OF ROTATION IS COUNTER CLOCKWISE AS SEEN WHEN FACING THE MOTOR.

PUMPS AVAILABLE THREADED OR FLANGED.

NOTA: ROTAZIONE ANTIORARIA VISTA DAL MOTORE.

POMPE DISPONIBILI CON ATTACCHI FILETTATI O FLANGIATI.

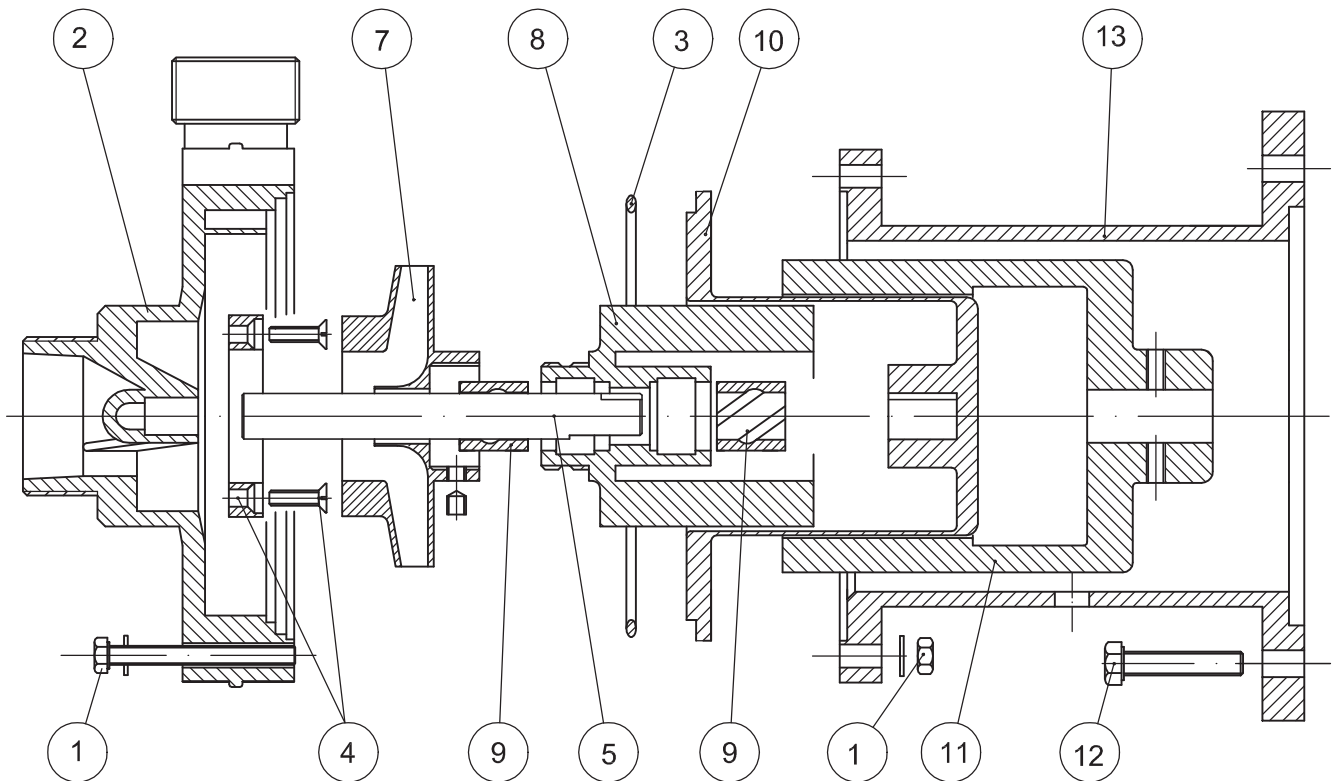
PT 100 NOZZLE ONLY FOR ATEX PUMPS

PT 100 SOLO PER POMPE ATEX

PUMP TYPE	FLANGES DIMENSIONS - mm -							
	R	S	T	U	V	Z	DNs	DNd
HTM 15 SS316	110	153	18	18	125	168	50	40
HTM 31 SS316	125	168	18	18	145	188	65	50

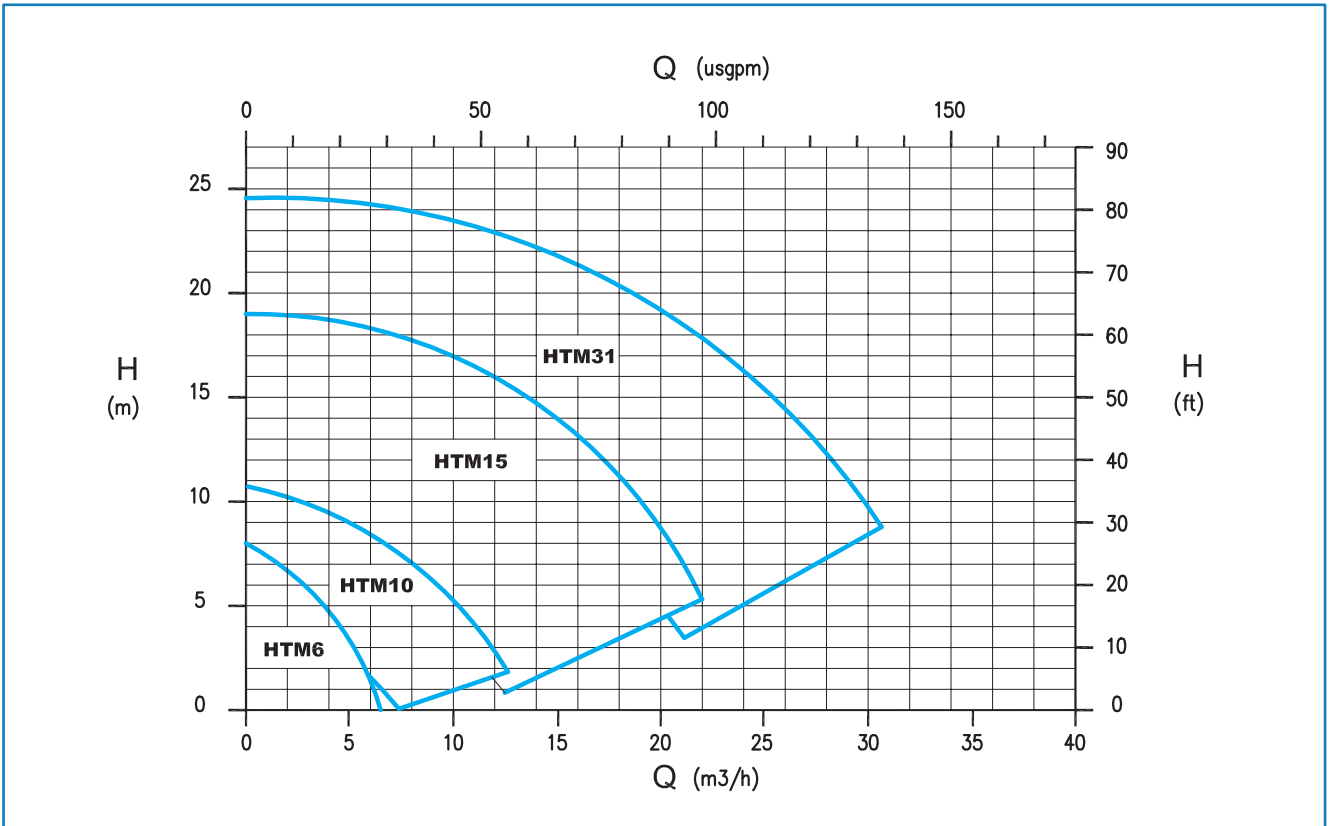
PUMP TYPE	MOTOR FLANGE B3 - B5	POT. kW	DIMENSIONS - mm -														
			A	B	C	D	E	F	G	H	I	~L	M	N	O	P	Q
HTM 15 SS316	G 90 S	1,5	177	257	140	100	90	14	80	13	2" G. MALE	255	66	56	135	200	1 1/2" G. MALE
HTM 31 SS316	G 90 L	2,2	175	266	140	125	90	16	91	13	2 1/2" G. MALE	280	66	56	140	200	2" MALE

HTM 6-10-15-31 SS 316 • EM-C 6-10-15-31 SS 316 (ATEX VERSION)
SECTION AND PARTS LIST - SEZIONE E LISTA PARTI

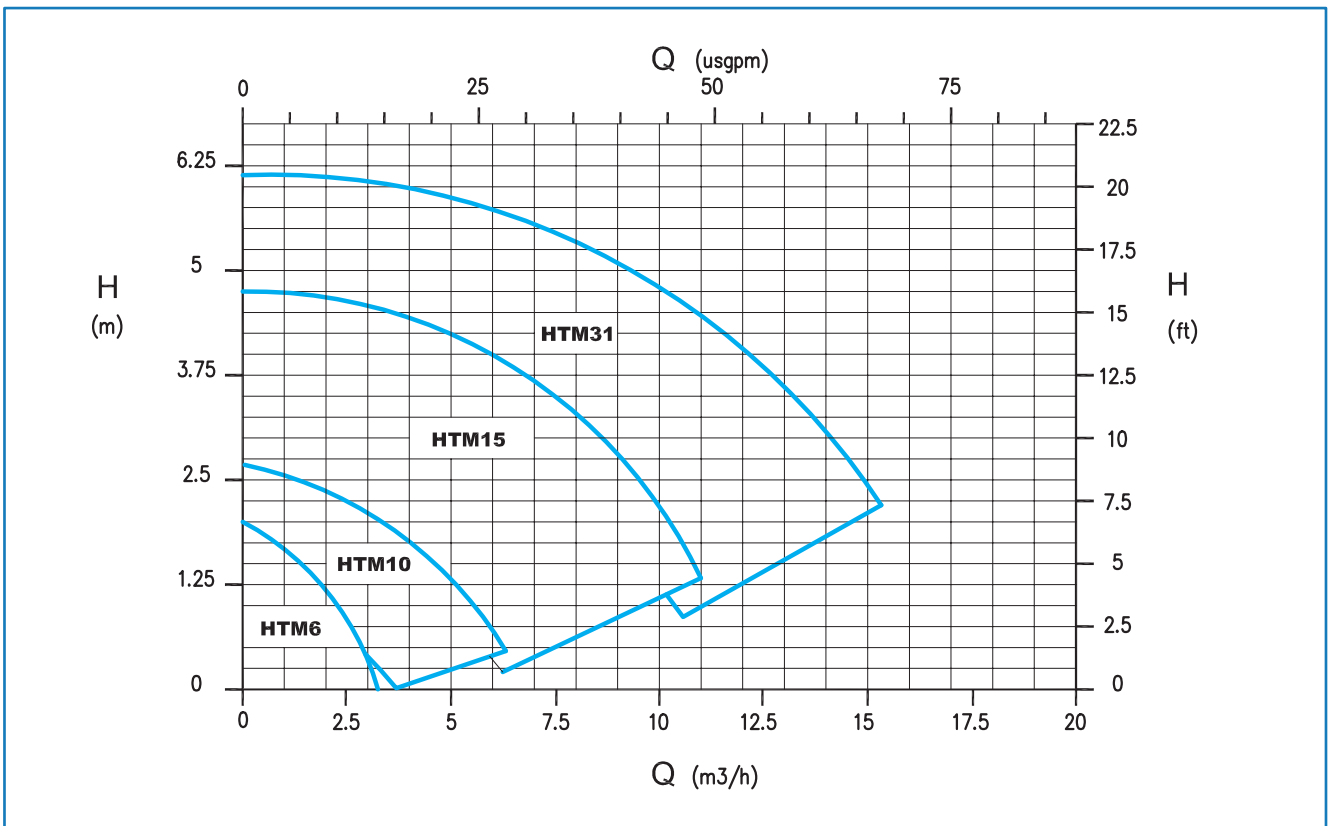


POS.	1	2	3	4	5	7	8	9	10	11	12	13
PART DESCR.	SET SCREWS	PUMP HEAD	O-RING	CASING THRUST BUSH	SHAFT + RING	IMPELLER	INT. MAGNET	BEARING	REAR CASING	EXT. MAGNET	SET SCREWS	BRACKET
Materials	AISI304	AISI316	EPDM VITON	PTFE CARBON	HC276	AISI316	AISI316	PTFE CARBON	AISI316	C40	AISI 304	ALUMINIUM AISI316

50 HZ-2900 RPM CURVES - CURVE 50 HZ-2900 RPM



50 HZ-1450 RPM CURVES - CURVE 50 HZ-1450 RPM



RANGE OF PRODUCTION - PANORAMA PRODUTTIVO

HTM PP/ PVDF



MAG-DRIVE CENTRIFUGAL PUMPS

- Q max: 50 m³/h - H max: 32 mlc
- Materials: PP / PVDF

HTM SS



MAG-DRIVE CENTRIFUGAL PUMPS

- Q max: 30 m³/h - H max: 24 mlc
- Materials: AISI 316

HTT



REGENERATIVE MAG-DRIVE TURBINE PUMPS

- Q max: 8 m³/h - H max: 34 mlc
- Materials: PP / PVDF

HTA



REGENERATIVE MAG-DRIVE TURBINE PUMPS

- Q max: 7 m³/h - H max: 85 mlc
- Materials: AISI 316 L / HASTELLOY-C / TITANIUM

HPP - HPF



MAG-DRIVE VANE PUMPS SELF-PRIMING

- Q max: 400 l/h - H max: 5 bar
- Materials: PP / PVDF


HTP



ROTARY VANE MAG-DRIVE PUMPS DRY SELF-PRIMING

- Q max: 2000 l/h - H max: 12 bar
- Materials: AISI 316 L / HASTELLOY-C / TITANIUM

HCO



MECHANICAL SEALED CENTRIFUGAL PUMPS

- Q max: 60 m³/h - H max: 38 mlc
- Materials: PP / PVDF

VPM / VPS / VPL



LIQUID RING VACUUM PUMPS

- Q max: 450 m³/h - H max: 33 mbar
- Materials: AISI 316/316 L SS / ALLOY 20
HASTELLOY-C / TITANIUM

PVA



VERTICAL CENTRIFUGAL PUMPS

- Q max: 30 m³/h - H max: 34 mlc
- Materials: AISI 316 / TITANIUM

HVL



VERTICAL CENTRIFUGAL PUMPS OPEN IMPELLER

- Q max: 55 m³/h - H max: 36 mlc
- Materials: PP / PVDF

HTF



DRUM PUMPS

- Q max: 130 l/min - H max: 22 mlc
- Materials: AISI 316 / PP / PVDF

W 01



WATTMETRIC RELAY

DRY-RUNNING PROTECTION